




Nunc Lab-Tek chamber slides, chambered coverglasses, and flasks on slides

Seamless transition from culture to cellular imaging

Nunc™ Lab-Tek™ Chamber Slide System Seed, incubate, fix, and stain on a single microscope slide using the chamber slide system with removable chamber.




Biocompatible adhesive acts as a barrier between chamber and slide while the chamber is still attached. After removal of the chamber, the slide has a hydrophobic border to isolate individual wells.

**Lab-Tek II chamber slides,
CC² glass**

Chemically modified glass provides a positively charged growth surface that mimics poly-D-lysine; aids in the attachment of fastidious cells.

**Lab-Tek II chamber slides,
RS glass**

Soda-lime glass, with special cell culture treatment wash, aids in the attachment of cells to slide.



The silicone gasket between the chamber and slide acts as a physical barrier after the chamber is removed.

**Lab-Tek chamber slides,
Permax™ plastic**

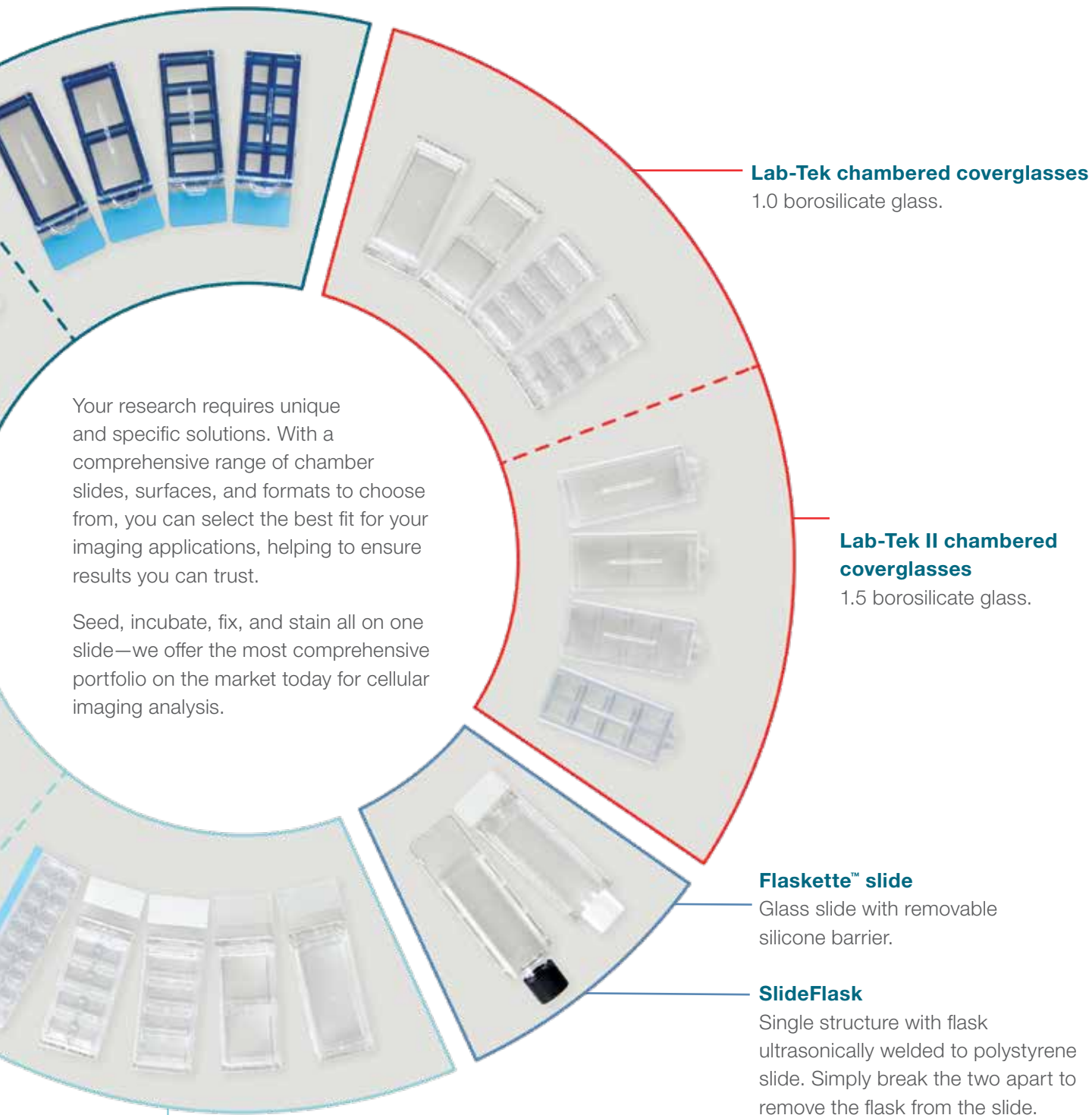
Cell culture-treated surface allows attachment of most adherent cells.

**Lab-Tek chamber slides,
soda-lime glass**

Offers optimal optical clarity with minimal fluorescent background; features glass that is more resistant than plastics to solvents, acids, bases, and heat.



Nunc™ Lab-Tek™ Chambered Coverglasses Nonremovable chambers are mounted onto coverglasses and provide optimal optical characteristics required for live-cell imaging, high-magnification microscopy, and confocal image analysis.



Nunc™ Lab-Tek™ Flask on Slide

Ideal for cell karyotyping using single-cell autoradiography or single-cell immunofluorescence. Culture your cells directly on the slide and then remove flask if desired.